Eventide International ETF Fact Sheet

September 30, 2026

The Eventide International ETF (the "Fund") is designed as a core investment solution for investors seeking to participate in the International equity market while adhering to Eventide's investment values and Business 360® framework.

All companies in the Fund are evaluated through Business 360®, Eventide's proprietary framework for assessing the moral quality of every potential investment. This process involves an initial screening of over 50 ethical issues based on data from multiple external vendors and internal web scraping. Before being selected for the Fund, companies must pass this quantitative screening process, as well as undergo an in-depth qualitative review to determine if their products and practices are creating compelling value for all stakeholders. The Fund is then systematically constructed to seek optimal internal diversification and risk management, leveraging quantitative methods and tools.

This Fund was built to help bridge the gap for passive investors who wish to invest with uncompromising values in an active strategy with lower tracking error and fees than many other actively managed investment offerings. The Fund is not an index fund and the Adviser is not required to purchase any specific securities or amount of securities included in the Strategy Benchmark.

Trailing Returns[2] (%) 09/30/2026

Eventide International ETF [5]	*3-mos*	*YTD*	*1-year*	*5-year[8]*	*Since Inception[8]*	*Inception Date*
Net Asset Value (NAV) [3]	-3.19	15.08	-	-	16.50	12/16/2025
Market Price [4]	-3.55	14.48	-	-	16.30	12/16/2025
Benchmark						
Bloomberg World ex US Large & Mid Cap [1]	0.11	13.60	-	-	16.09	12/16/2025

Quarterly Returns[2] (%) 09/30/2026

Eventide International ETF [5]	*Q1 2026*	*Q2 2026*	*Q3 2026*
Net Asset Value (NAV) [3]	-0.76	19.78	-3.19
Market Price [4]	-0.44	19.21	-3.55
Benchmark			
Bloomberg World ex US Large & Mid Cap [1]	-0.95	14.57	0.11

The performance data quoted represents past performance. Past performance does not guarantee future results. Current performance may be lower or higher than the performance data quoted. For the most recent month-end performance, please call 1-877-771-EVEN (3836) or visit the Fund's website at www.EventideETFs.com. The ETF's net asset value, market price and returns will vary. Investors could lose all their money on their investments. There is no guarantee that the ETF will achieve its objective. ETF shares cannot be purchased or sold at NAV. They are bought and sold at a market price based on the price of the last reported trade on the ETF's primary exchange, NYSE Arca, and may trade at a premium or discount to their net asset value. ETFs are not individually redeemed from the issuer. ETF redemptions are limited and commissions are often charged on each trade.

FUND INFORMATION

Ticker	ESIM
Inception Date	12/16/2025
Expense Ratio	0.59%
Benchmark	
Bloomberg World ex US Large & Mid Cap[1]	

PORTFOLIO CHARACTERISTICS

Net Fund Assets	30M
Number of Holdings	116
Weighted Average Market Cap	$227.4B
Median Market Cap	$15.7B
P/E Ratio[6]	14.7x
Beta[7]	0.93

TOP HOLDINGS[9] (%)

Taiwan Semiconductor Manufacturing Company Ltd	6.31
SK hynix Inc	2.74
ASML Holding NV	2.29
Hannover Rueck SE	2.19
Singapore Exchange Ltd	2.17
Grupo Financiero Banorte	2.15
Yokohama Financial Group Inc	2.01
Sampo Oyj	1.95
Sekisui House Ltd	1.87
ABB Ltd	1.87

1. Bloomberg World ex US Large & Mid Cap Index is a float market-cap-weighted equity benchmark that covers the top 85% of market cap of the measured market.
2. The returns shown do not reflect the deduction of taxes that a shareholder would pay on fund distributions or on the redemption of fund shares. Because of ongoing market volatility, fund performance may be subject to substantial short-term changes.
3. The net asset value (NAV) is the value of one share of the Fund as of the date listed. The NAV is the value of a Fund's assets, minus the value of its liabilities. NAV does not take into account any initial sales charges that may apply when shares are purchased or redemption charges when shares are sold. Because ETFs trade like stocks at current market prices, shareholders may pay more than the Fund's NAV when purchasing Fund shares and may receive less than the Fund's NAV when selling Fund shares.
4. The official closing price as of the end of the business day noted, from the primary listing exchange. The primary listing exchange for the Fund is the NYSE Arca exchange.
5. Performance dispersion, including tracking error, is generally intended to be evaluated over longer-term periods and may not be meaningful over shorter time horizons. Short-term variations in performance relative to the benchmark can be influenced by market conditions and other factors and may not be indicative of the strategy's long-term risk characteristics or investment results.
6. The ratio of a stock's price to the company's estimated earnings per share for the current fiscal year (FY1).
7. Beta is a measure of the volatility of a fund relative to the Index. A beta greater than 1 is more volatile than the Index.
8. Performance figures for periods greater than 1 year are annualized. Annualized since inception figures use an inception date of 12/16/2025.
9. This reflects the top 10 holdings as of the date noted. Top 10 holdings displayed are based on a percentage of total assets as of the date shown. Holdings are subject to change at any time. A full current list of portfolio holdings each business day is available for download in CSV or PDF format at www.EventideETFs.com. Holdings should not be considered investment advice.

RAIE-1015685

Portfolio Composition[1] [2] (%) 09/30/2026

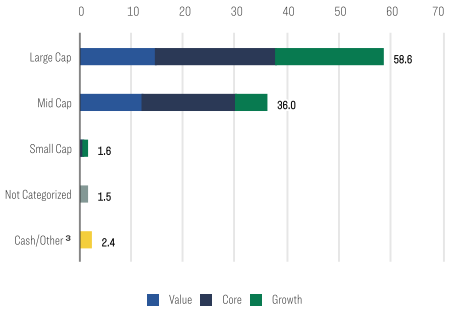

Sector Allocation[2] [4] (%) 09/30/2026

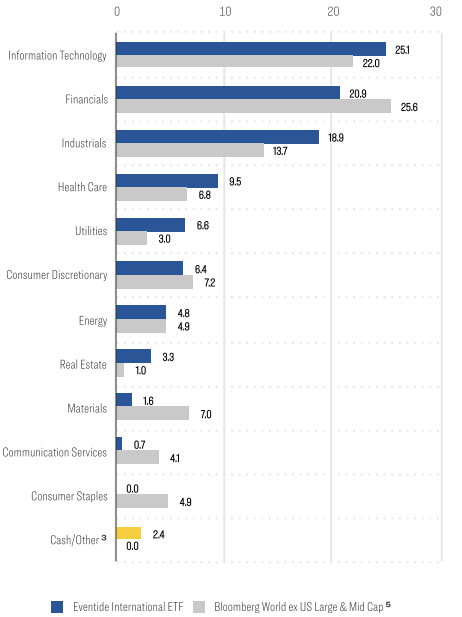

Regional Allocation[2] [4] (%) 09/30/2026

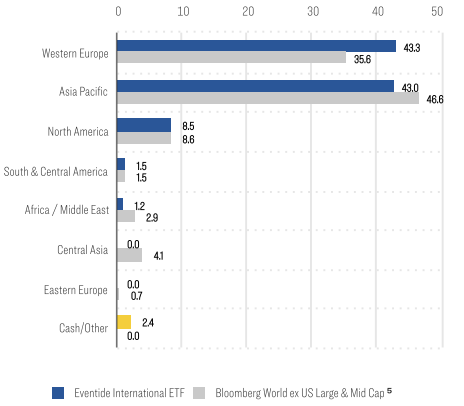

MANAGERS



Chris Grogan , CFA serves as Director of Asset Allocation Services, Co-Portfolio Manager for Eventide's systematic US Equity Market, Large Cap Growth, Large Cap Value, Small Cap, and International Strategies, and Portfolio Manager for Eventide's Fixed-Income Strategies. Within his roles at Eventide, Mr. Grogan is primarily involved with leading asset allocation strategy, systematic portfolio construction, multi-asset risk analytics, sub-advisor oversight, and investment consultation services. Prior to joining Eventide in 2019, Mr. Grogan was an Associate Portfolio Manager with Boston Advisors, LLC. Before that, he was a Financial Planning Analyst with Raymond James. Mr. Grogan holds a dual BA in Economics and Finance from Gordon College. He is a CFA charterholder and member of the CFA Society Boston and CFA Institute.



Tyler Frugia serves as Portfolio Manager and Head of Portfolio Analytics for Eventide. Mr. Frugia acts as Co-Portfolio Manager for Eventide's systematic US Equity Market, Large Cap Growth, Large Cap Value, Small Cap, and International Strategies. In his role as Head of Portfolio Analytics, Mr. Frugia works alongside Eventide's Co-CIOs to design and build custom proprietary tools to provide unique investment insights. Mr. Frugia spearheads the development, implementation, and oversight of Eventide's proprietary internal research tools and analytic environments. He also oversees Eventide's Business 360® operations and helps ensure all investments meet Eventide's investment ideals. Prior to joining Eventide in 2015, Mr. Frugia worked for 8 years in the non-profit sector for a national foundation where he was responsible for building grant management systems and tools for measuring grant impact. Prior to that, he was a freelance programmer working in many different sectors, including industrial where he was responsible for building DEQ reporting systems. Mr. Frugia holds a BS in Computer Science from Western Oregon University.

Eventide Asset Management, LLC
One International Place, Suite 4210
Boston, MA 02110
877-771-EVEN (3836)
www.EventideETFs.com

1. Source: © Morningstar, Inc. (2026). All rights reserved. The information contained herein: (1) is proprietary to Morningstar and/or its content providers; (2) may not be copied or distributed; and (3) is not warranted to be accurate, complete or timely. Neither Morningstar nor its content providers are responsible for any damages or losses arising from any use of this information.
2. Allocation percentages are subject to change at any time, and should not be considered investment advice. Due to rounding, numbers may not add up to 100.
3. Includes cash, cash equivalents, money market funds and options.
4. Source: Bloomberg Finance L.P.
5. Bloomberg World ex US Large & Mid Cap Index is a float market-cap-weighted equity benchmark that covers the top 85% of market cap of the measured market.

Eventide Asset Management, LLC ("Eventide") is the investment adviser for the Fund. Investing in securities involves risk, including the possible loss of principal. There is no guarantee that any investment strategy will achieve its objective, generate profits, or avoid losses. Eventide's values-based approach to investment may not produce the desired results and could result in underperformance compared to other investments.

Investors should consider the investment objectives, risks, charges, and expenses of the Fund carefully before investing. To obtain the Fund's prospectus, summary prospectus, and statement of additional information, which contain this and other information, please visit the literature section of www.EventideETFs.com or contact your financial representative. Please read the prospectus carefully before investing.

Past performance does not guarantee future results. The Fund is a new ETF with a limited history of operation for investors to evaluate. Investments in foreign securities tend to be more volatile and less liquid than investments in U.S. securities. The risks of investing in foreign securities are typically increased by investing in emerging market countries. Securities denominated in foreign currencies may be adversely affected by changes in currency rates and by substantial currency conversion costs. The fund may be susceptible to an increased risk of loss because the Fund's investments may be concentrated in a particular industry or group of industries. The type of securities in which the Fund focuses may underperform other assets or the overall market.
The Eventide International ETF is distributed by Foreside Fund Services, LLC ("Foreside"). Foreside is a separate entity from, and not affiliated with, Eventide.

RAIE-1015685